



A CATALOGUE OF  
HORNBY-DUBLO ELECTRIC TRAINS  
HORNBY CLOCKWORK TRAINS  
DINKY BUILDER  
DINKY TOYS  
MECCANO

# MECCANO

*Toys of Quality*



U.K.  
1958

4d.



# HORNBY DUBLO

ELECTRIC TRAINS

GAUGE OO  $\frac{1}{4}$  in. (16.5 mm.)



When you start a model railway it is obviously something you intend to enjoy for many years. Start off right — with Hornby-Dublo, precision engineered for lasting service. The Hornby-Dublo System can reproduce all the working of a real railway — and every component carries a guarantee.

The Hornby-Dublo System is simple and absolutely safe in use, for it operates on direct current at 12 volts. Current can be obtained in any one of four different ways, as follows:

1. From A.C. mains through a suitable self-contained power unit.
2. From A.C. mains through a transformer in conjunction with the Hornby-Dublo C3 Controller.
3. From three 4.5 volt dry bell batteries, using a Hornby-Dublo Battery Control Unit. Suitable batteries are Ever-Ready 126 and Drydex H.30.
4. From a 12 volt accumulator, using the Hornby-Dublo C3 Controller.

**SUPERB LOCOMOTIVES.** Look at page 7 for illustrations of Hornby-Dublo finely-detailed true-to-type reproductions of British Railways engines. They are finished in correct colours. Precision engineering and the finest materials ensure reliability in operation and long service.


**VARIETY OF ROLLING STOCK.** An excellent selection of Rolling Stock for passenger and goods traffic is shown in this catalogue. All are fitted with patent automatic couplings of the most efficient type. Note specially the entirely new series of super-detail moulded wagons and vans on page 8. They are the finest of their kind ever produced. New additions to this series will be made regularly.

**TRACK COMPONENTS.** Hornby-Dublo track units allow for railwaylike construction of layouts large or small, simple or complicated, including double track. **Solid brass** non-corrosive rails are an outstanding feature of Hornby-Dublo track, providing **trouble-free running and good conductivity.**


**REMOTE CONTROL.** Not only do Hornby-Dublo Trains operate remotely from a central control unit, but accessories, too, are electrically operated. There is nothing more fascinating than electric control of Points and Signals, and the coupling and uncoupling of Rolling Stock. Attention is directed to this year's introduction of the Hornby-Dublo colour light signalling system.

**FASCINATING ACCESSORIES.** Pages 10 and 11 reveal many attractive items that add to the delights of Hornby-Dublo railway operation. Notably there is the Turntable with five exit tracks, the design closely following the hand-operated Western Region turntables of British Railways. Interesting, too, is the Travelling Post Office Van, complete with ground apparatus, allowing for exciting exchanges of mail bags while the train is on the run.

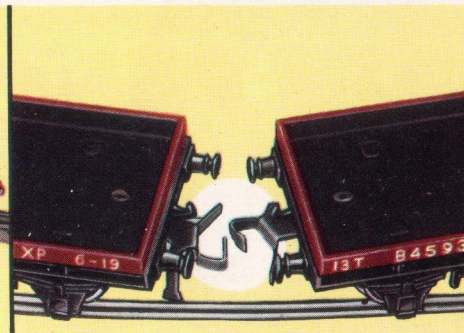
**SERVICE AFTER SALES.** The experts of the Hornby-Railway Company are familiar with every branch of railway working, and their advice is freely available to those starting a Hornby-Dublo Railway or wishing to extend an existing one. To obtain their help, it is only necessary to write to the Information Service, Binns Road, Liverpool 13, mentioning your model railway problem when information will be provided.




Accurate reproductions of real trains. Scale proportions. Perfect surface detail.



Single-handle variable speed control. Mains or battery operated.



Reliable couplings, which couple on impact, and can be disengaged by hand or automatically by means of special rails.




Colour light signals (Single and Junction models), which operate through special switches.

## Guarantee

All Hornby-Dublo components are thoroughly tested before dispatch from the Meccano Works, and their workmanship and efficiency is guaranteed.



# HORNBY-DUBLO ELECTRIC TRAIN SETS are safe and reliable to operate



## P14 HORNBY-DUBLO 2-6-4 TANK PASSENGER TRAIN SET



The above set contains L18 Tank Locomotive 2-6-4, D14 Suburban Coach 1st/2nd, two D14 Suburban Coaches Brake/2nd, and rails forming an oval track requiring a space of 4 ft. by 3 ft.

## P10 HORNBY-DUBLO 0-6-2 TANK PASSENGER TRAIN SET *(not illustrated)*

This set contains L17 Tank Locomotive 0-6-2, D14 Suburban Coach 1st/2nd, D14 Suburban Coach Brake/2nd, and rails forming an oval track requiring a space of 3 ft. 6 in. by 3 ft.

## P15 HORNBY-DUBLO 'FLYING SCOTSMAN' PASSENGER TRAIN SET

The train set illustrated below contains L11 Locomotive 'Mallard', D11 Tender, D12 Coach 1st/2nd, D12 Coach Brake/2nd, removable Locomotive Headboard, Train Name and Destination Board Labels, and rails forming an oval track requiring a space of 4 ft. by 3 ft.




Each of the above Hornby-Dublo Train Sets is supplied with the following rails: 1 EDB1½ Straight Half Rail, 1 EDBX½ Straight Half Rail with Roadway, 7 EDA1 Curved Rails, 1 EDAT1 Curved Terminal Rail. 1 EDB1 Straight Rail is also included in Train Sets P14 and P15

Power supply and control units are not included in the sets



## HORNBY-DUBLO ELECTRIC TRAIN SETS — built to last a life-time




### G16 HORNBY-DUBLO 0-6-2 TANK GOODS TRAIN SET

The set illustrated above contains L17 Tank Locomotive 0-6-2, two SD6 *super-detail* Goods Wagons (Steel Type), SD6 *super-detail* Goods Brake Van B.R. (W.R.), and rails forming an oval track requiring a space of 3 ft. 6 in. by 3 ft.

### G17 HORNBY-DUBLO 0-6-2 TANK GOODS TRAIN SET (not illustrated)

This set contains L17 Tank Locomotive 0-6-2, D1 Meat Van, D1 Open Wagon, D1 Tank Wagon 'MOBIL', D1 Goods Brake Van B.R. (E.R.), and rails forming an oval track requiring a space of 3 ft. 6 in. by 3 ft.



### G19 HORNBY-DUBLO 2-6-4 TANK GOODS TRAIN SET



The above goods set contains L18 Tank Locomotive 2-6-4, SD6 *super-detail* 8-ton Cattle Wagon, D2 Double Bolster Wagon, D1 Tank Wagon 'MOBIL', SD6 *super-detail* Goods Wagon (Steel Type), SD6 *super-detail* Goods Brake Van B.R. (W.R.), and rails forming an oval track requiring a space of 4 ft. by 3 ft.

Each of the above Hornby-Dublo Train Sets is supplied with the following rails: 1 EDB1½ Straight Half Rail, 1 EDBX½ Straight Half Rail with Roadway, 7 EDA1 Curved Rails, 1 EDAT1 Curved Terminal Rail. 1 EDB1 Straight Rail is also included in Hornby-Dublo Train Set G19.

Power supply and control units are not included in the sets




*Table-top scale with  
wonderful detail*



**P20 HORNBY-DUBLO 'BRISTOLIAN' PASSENGER TRAIN SET (W.R.)**

This attractive passenger train set contains LT20 Locomotive and Tender 'Bristol Castle', D21 Coach 1st/2nd, D21 Coach Brake/2nd, removable Locomotive Headboard, Train Name and Destination Board Labels, and rails forming an oval track requiring a space of 4 ft. by 3 ft.



**P22 HORNBY-DUBLO 'ROYAL SCOT' PASSENGER TRAIN SET (L.M.R.)**

This popular set contains L12 Locomotive 'Duchess of Montrose', D12 Tender, D22 Coach 1st/2nd, D22 Coach Brake/2nd, removable Locomotive Headboard, Train Name and Destination Board Labels, and rails forming an oval track requiring a space of 4 ft. by 3 ft.

● Each of the above Hornby-Dublo Train Sets is supplied with the following rails: 1 EDB1 Straight Rail, 1 EDB1½ Straight Half Rail, 1 EDBX½ Straight Half Rail with Roadway, 7 EDA1 Curved Rails, 1 EDAT1 Curved Terminal Rail.

**Power supply and control units are not included in the sets**



**NEW**


**G25 HORNBY-DUBLO L.M.R. 2-8-0 FREIGHT TRAIN SET**

This fine set, representing a familiar main line goods train, contains LT25 Freight Locomotive and Tender 2-8-0 (L.M.R.), SD6 super-detail Refrigerator Van (W.R.), D1 40-ton Bogie Well Wagon, D1 Tank Wagon 'Shell Lubricating Oil', SD6 super-detail 13-ton Standard Wagon, SD6 super detail Goods Brake Van (L.M.R.), and rails (contents as Train Set P22) forming an oval track requiring a space of 4 ft. by 3 ft.

**Power supply and control units are not included in this set.**



**You can build up a complete railway on a table!**




**A typical example from the Hornby-Dublo Rail Formations Booklet is shown above as it would appear when set out with rolling stock and accessories**

Each Hornby-Dublo Train Set contains a standard oval track. But that's only the beginning. By adding extra Rails, Points and Crossings a great variety of layouts can be planned. The EDA2 large radius curves provide double track as seen on actual railways while the addition of Points adds much to the thrill of running a Hornby-Dublo railway. Many suggestions are shown in the Rail Formations booklet included with every Set, or available direct from Meccano Ltd, or your local dealer, price 6d. The range of Hornby-Dublo Track is illustrated on page 11.



## HORNBY-DUBLO LOCOMOTIVES AND TENDERS

Hornby-Dublo Locomotives are scale-proportioned models, finely detailed, finished in correct B.R. colours. There's no fear of interference with radio or television reception — all Hornby-Dublo Locomotives are fitted with efficient suppressors!



- 1) L11 Locomotive 'Mallard' and D11 Tender (E.R.)
- 2) L18 Tank Locomotive 2-6-4
- 3) L12 Locomotive 'Duchess of Montrose' and D12 Tender (L.M.R.)
- 4) LT20 Locomotive and Tender 'Bristol Castle' (W.R.) *(Sold only as a unit.)*
- 5) LT25 8F 2-8-0 Freight Locomotive and Tender (L.M.R.) *(Sold only as a unit.)*
- 6) L30 1,000 B.H.P. Bo-Bo Diesel Electric Locomotive *(Available later.)*
- 7) L17 Tank Locomotive 0-6-2 (E.R.)

### HORNBY-DUBLO TRAIN NAMES

Add the final touch of realism to your Hornby-Dublo Expresses with the new Locomotive Headboards, Train Name and Destination Board Labels.

Metal Headboards and self-adhesive Train Name Labels are available for Hornby-Dublo Locomotives L11 'Mallard', L12 'Duchess of Montrose', and LT20 'Bristol Castle'.

#### 32,850 Metal Headboard for L11 Locomotive 'Mallard'

Self-adhesive labels for L11 Headboard:

32,860 The Flying Scotsman 32,861 The White Rose 32,862 The Fair Maid

#### 32,851 Metal Headboard for L12 Locomotive 'Duchess of Montrose'

Self-adhesive labels for L12 Headboard:

32,863 Royal Scot 32,864 The Red Rose 32,865 The Mancunian

#### 32,852 Metal Headboard for LT20 Locomotive 'Bristol Castle'

Self-adhesive labels for LT20 Headboard:

32,866 The Bristolian 32,867 Torbay Express 32,868 Cornish Riviera Express  
These train names are also featured on self-adhesive labels for Hornby-Dublo Corridor Coaches.

Additionally, there are self-adhesive destination board labels intended for use on corridor coaches with the appropriate train name labels.

32,893 Kings Cross-Edinburgh

32,894 Kings Cross-Leeds

32,895 Kings Cross-Perth

32,896 London-Glasgow

32,897 London-Liverpool


32,898 London-Manchester

32,899 Paddington-Bristol


All Hornby-Dublo Locomotive Headboards, Train Name and Destination Boards are available separately.

**Your Hornby Dublo Dealer  
will be pleased to  
recommend the most  
suitable power control unit  
for your purpose.**






### AUTOMATIC COUPLINGS



32,086  
D1 Low-sided Wagon with Cable Drums  
Length 3½ in.



32,076  
D1 20-ton Tube Wagon (long wheelbase)  
Length 5½ in.



32,052  
D2 Double Bolster Wagon (long wheelbase)  
Length 5 in.



32,058  
D1 Ventilated Van (long wheelbase)  
Length 5½ in.

### ROLLING STOCK


The latest Hornby-Dublo Rolling Stock have super-detail moulded bodies and die-cast metal frames. These items are identified by the prefix SD6. They are suitable for both two- and three-rail track. Other models with all-metal bodies and bases are still in the range and illustrated here.



32,085  
D1 Low-sided Wagon  
Length 3½ in.




32,084  
D1 Tank Wagon 'MOBIL'  
Length 3½ in.




32,088  
D1 Low-sided Wagon with Insulated Meat Container. Length 3½ in.



32,081  
D1 Tank Wagon 'ESSO'  
Length 3½ in.




32,087  
D1 Low-sided Wagon with Furniture Container. Length 3½ in.



32,082  
D1 Tank Wagon 'SHELL LUBRICATING OIL' Length 3½ in.


*These are the SUPER-DETAIL models with high-impact Polystyrene bodies, die-cast metal frames and moulded wheels*




32,057  
SD6 16-ton Mineral Wagon  
Length 3½ in.



32,071  
SD6 Goods Wagon, Steel type  
Length 3½ in.



32,074  
SD6 13-ton Standard Wagon  
Length 3½ in.




32,021  
SD6 8-ton Cattle Wagon  
Length 3½ in.



32,062  
SD6 6-ton Refrigerator Van (W.R.)  
Length 3½ in.




32,041  
SD6 12-ton Ventilated Van. Length 3½ in.



32,067  
SD6 20-ton Bulk Grain Wagon  
Length 3½ in.




32,044  
SD6 Goods Brake Van (L.M.R.)  
Length 4½ in.



32,048  
SD6 Goods Brake Van (W.R.)  
Length 4½ in.







32,051  
D1 Bogie Bolster Wagon  
Length 6  $\frac{3}{8}$  in.




32,053  
D1 40-ton Bogie Well Wagon  
Length 6  $\frac{3}{8}$  in.




32,050  
D1 High Capacity Wagon  
Length 6  $\frac{3}{8}$  in.



32,093  
D14 Suburban Coach, Brake/2nd B.R.  
(with transparent windows)  
Length 7  $\frac{1}{8}$  in.



32,017  
D12 Corridor Coach, 1st/2nd B.R.  
(with corridor partitions and transparent windows)  
Length 9  $\frac{1}{8}$  in.




32,022  
D22 Corridor Coach, 1st/2nd B.R. Maroon Livery  
(with corridor partitions and transparent windows)  
Length 9  $\frac{1}{8}$  in.



32,094  
D21 Corridor Coach, 1st/2nd B.R. (W.R.)  
(with corridor partitions and transparent windows)  
Length 9  $\frac{1}{8}$  in.




32,096  
D20 Composite Restaurant Car B.R. (W.R.)  
(with transparent windows and internal fittings)  
Length 9  $\frac{1}{8}$  in.



32,092  
D14 Suburban Coach, 1st/2nd B.R.  
(with transparent windows)  
Length 7  $\frac{1}{8}$  in.



32,018  
D12 Corridor Coach, Brake/2nd B.R.  
(with corridor partitions and transparent windows)  
Length 9  $\frac{1}{8}$  in.



32,023  
D22 Corridor Coach, Brake/2nd B.R. Maroon Livery  
(with corridor partitions and transparent windows)  
Length 9  $\frac{1}{8}$  in.



32,095  
D21 Corridor Coach, Brake/2nd B.R. (W.R.)  
(with corridor partitions and transparent windows)  
Length 9  $\frac{1}{8}$  in.

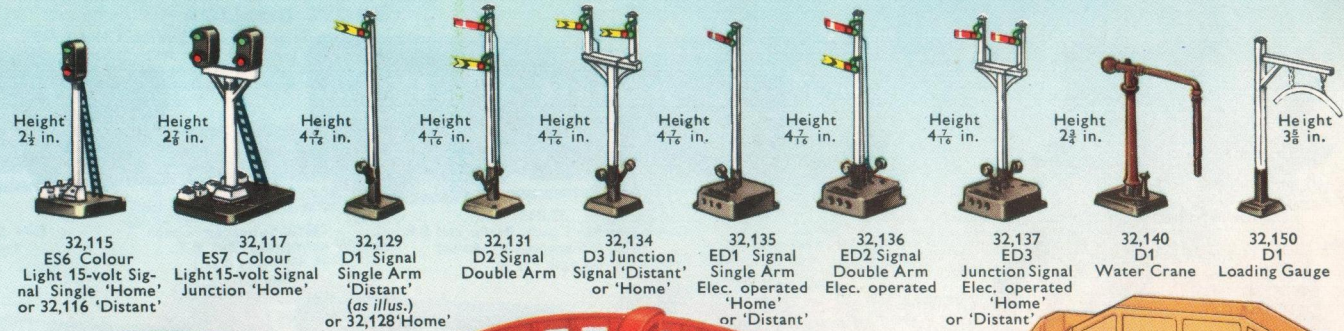


32,097  
D20 Composite Restaurant Car B.R.  
(with transparent windows and internal fittings)  
Length 9  $\frac{1}{8}$  in.

All overall dimensions given are measured over the couplings



# HORNBY DUBLO ACCESSORIES



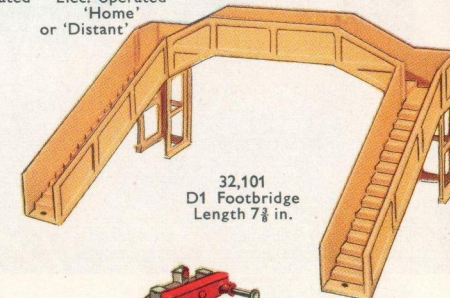
32,160  
D1 Signal Cabin  
Length 6 3/8 in.




32,180  
D1 Turntable  
Diameter 14 3/8 in.



32,141  
Girder Bridge  
Length 11 1/2 in.



32,101  
D1 Footbridge  
Length 7 3/8 in.



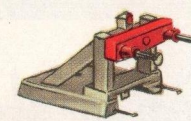
32,104  
D1 Level Crossing  
Roadway length 6 in.




50,051  
Station Staff (set of 6)  
(Dinky Toys No. 051)




50,053  
Passengers (set of 6)  
(Dinky Toys No. 053)



32,100  
D1 Buffer Stop  
Length 2 in.



32,102  
D1 Island Platform  
Length 23 in.



No. 061  
Ford Prefect Saloon  
Length 2 3/8 in.



No. 062  
Singer Roadster  
Length 2 in.




No. 064  
Austin Lorry  
Length 2 1/2 in.



No. 063  
Commer Van  
Length 2 1/2 in.



No. 065  
Morris Pick-up  
Length 2 1/8 in.



No. 066  
Bedford Flat Truck  
Length 4 1/2 in.  
(Designed to take the Hornby-Dublo  
Insulated Meat or Furniture Containers)


## DUBLO DINKY TOYS

OO Scale accuracy — Authentic detail — Non-scratch moulded wheels

These attractive miniatures are made to the scale of OO gauge trains and fit perfectly into the model railway scene.



## 32,099 D1 T.P.O. MAIL VAN SET



... here comes  
the Mail Train!

Round the curve ... full speed along the straight ... here comes the Hornby-Dublo Mail Train about to deliver and collect mail while travelling at speed — just like a real railway ... and all at the touch of a button! This magnificent Set comprises the Mail Van, Lineside apparatus, two mail bags, and a push button switch to operate the mechanism.

Current is supplied through a pick-up on the Mail Van from a contact rail on the outside of the track.

In the miniature, the delivery 'net' takes the form of a metal box, open at the approach end and at the side nearest the Mail Van. There is also a hut in which the postman on duty shelters while the exchange is taking place.

**32,098 D1 T.P.O. Mail Van only** (length  $9\frac{1}{8}$  in.) with 2 Mail Bags

**32,198 D1 T.P.O. Lineside Apparatus** (length  $11\frac{1}{2}$  in.), complete with switch

**32,948 D1 T.P.O. Mail Bag**

### IMPORTANT

The source of the current supply for this component **MUST** be separate from that used to provide current for train driving. A separate 15 volt A.C. output of a power unit can be used, or a separate transformer, if available. Alternatively 12 volts D.C. from an accumulator, or even dry batteries, can be employed.

### HORNBY-DUBLO SUNDRIES

32,171 D1 Station Names (Packet of 5 pairs)  
32,652 Brush for Locomotives  
32,653 Brush Spring for Locomotives  
32,654 Hornby-Dublo Spanner  
32,655 Lubricating Oil  
32,657 Connecting Wire, 5-yard length  
32,659 Connecting Wire, reel, 50 yards  
32,660 Fuse for D1 Transformer

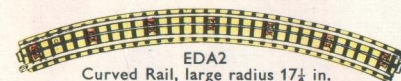
32,661 Brush Arm Assembly for LT20 & LT25 Locomotives  
32,911 Metal Wheels on Axle for Rolling Stock (two wheels, one axle)  
32,945 D1 Container (Insulated Meat)  
32,946 D1 Container (Furniture)  
32,947 D1 Cable Drum  
32,948 D1 T.P.O. Mail Bag

### HORNBY-DUBLO TRACK

Fascinating railway-like layouts can be achieved by adding extra Rails, Points, and Crossings to your Hornby-Dublo railway from time to time. The range of track components is shown below and the solid brass non-corrosive rails ensure trouble-free running, good conductivity and long service.



EDB1  
Straight Rail  
Length  $11\frac{1}{2}$  in.



EDA2  
Curved Rail, large radius  $17\frac{1}{2}$  in.  
(Eight form a circle)



EDB1  $\frac{1}{2}$   
Straight Half Rail  
Length  $5\frac{1}{2}$  in.



EDB1  $\frac{1}{2}$   
Straight Quarter Rail  
Length  $2\frac{1}{2}$  in.



EDA1  
Curved Rail, radius 15 in.  
(Eight form a circle)



EDBT1  $\frac{1}{2}$   
Straight Terminal Half Rail  
Length  $5\frac{1}{2}$  in.



IBR  $\frac{1}{2}$   
Isolating Rail  
Length  $2\frac{1}{2}$  in.



EDA1  $\frac{1}{2}$   
Curved Quarter Rail  
Radius 15 in.



EDA1  $\frac{1}{2}$   
Curved Half Rail  
Radius 15 in.




EDBS  
Straight  
Short Rail  
Length  $1\frac{1}{2}$  in.



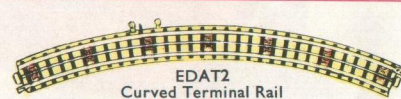
UBR Uncoupling Rail. Length  $5\frac{1}{2}$  in.  
When the ramp is raised it disengages the couplings of vehicles passing over it.




EDAT1  
Curved Terminal Rail  
Radius 15 in.



32,241  
D1 Railer  
Length 12 in.



EDAT2  
Curved Terminal Rail  
Large Radius  $17\frac{1}{2}$  in.



EDBX  $\frac{1}{2}$   
Straight Half Rail with Roadway  
Length  $5\frac{1}{2}$  in.



32,303  
D2 Switch  
(for Isolating Rail IBR  $\frac{1}{2}$ )



EUBR  
Electrically-operated Uncoupling  
Rail (with Switch). Length  $5\frac{1}{2}$  in.




ISPL  
Isolating Switch Points, Left-hand  
Length  $5\frac{1}{2}$  in.



32,302  
D1 Switch  
(for electrically-operated  
Points and Signals)



ISPR Isolating Switch Points  
Right-hand. Length  $5\frac{1}{2}$  in.




EODPL  
Electrically-operated Points  
Left-hand. Length  $5\frac{1}{2}$  in.



32,305  
G3 Switch  
(for electrically-operated  
Colour Light Signals)



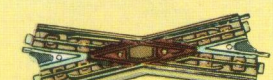
EODPR  
Electrically-operated Points  
Right-hand. Length  $5\frac{1}{2}$  in.



EDCL  
Diamond Crossing, Left-hand  
Main line length  $5\frac{1}{2}$  in.

### SWITCH GROUPING RODS

32,148 Long (for 6 switches)  
32,149 Short (for 4 switches)  
32,231 IT Insulating Tabs (Packet of twelve)



EDCR  
Diamond Crossing, Right-hand  
Main line length  $5\frac{1}{2}$  in.



# MECCANO

## Engineering for Boys

Meccano caters for that love of construction and experiment which keeps boys happy for hours on end.

Every boy revels in building models with the skilfully-designed parts in a Meccano Outfit. These are similar to the basic parts used by real engineers. They can be used over and over again to build one model after another.

Instructions are included with every Outfit, but inventive boys enjoy building models of their own design. Meccano is available in twelve different sized main Outfits ranging from No. 00 the smallest to No. 10 the largest.

This fascinating hobby can be started with any main Outfit in the series, and developed progressively by the addition of Accessory Outfits and spare parts.

*For prices of Meccano Main and Accessory Outfits (each complete with illustrated Book of Instructions) refer to current price list*




Meccano Outfit No. 3




Meccano Outfit No. 7

'Jumbo' Mobile Crane (Outfit No. 8)




Giant Swing-boat (Outfit No. 5)




Meccano Outfit No. 00


Swivel Crane (Outfit No. 00)



Steam Wagon (Outfit No. 1)



Milk Delivery Wagon (Outfit No. 2)



Transport Lorry (Outfit No. 4)







Meccano  
Accessory  
Outfit  
No. 3a

### MECCANO ACCESSORY OUTFITS

Each main Meccano Outfit can be converted into the one next larger by the addition of the appropriate Accessory Outfit. No matter with which main Outfit you begin, you can build it up by degrees until you have all the parts contained in the largest Outfit.

#### EXAMPLES

Accessory Outfit No. 00a converts No. 00 to No. 0  
Accessory Outfit No. 0a converts No. 0 to No. 1  
and so on

### MECCANO GEARS OUTFIT 'B'

This Gears Outfit, used in conjunction with a main Meccano Outfit, makes possible the building of a wide range of interesting mechanisms driven through gears, as in real engineering. The machine-cut brass gears, steel sprockets and Rod with Keyway in the Outfit have been selected as having the widest possible uses.

The various mechanisms, steering and reversing gears, etc, described and illustrated in the Instructions Book are quite simple to assemble and to fit into models.



Meccano  
Gears  
Outfit 'B'

## MECCANO BOOKS OF INSTRUCTIONS

Books of Instructions for Meccano Outfits can be purchased separately.  
See current price list.

### MECCANO SPECIAL MODEL LEAFLETS

Twenty Special Model Leaflets are available for enthusiastic model-builders possessing a large selection of Meccano parts. Each Leaflet contains full instructions for building an attractive, realistic super model, with many excellent sectional photographs and particulars of the parts required

No. 1 Railway Service Crane  
No. 2 Sports Motor Car  
No. 3 Coal Tippler  
No. 4 Cargo Ship  
No. 5 Double Deck Bus  
No. 6 Lifting Shovel  
No. 7 Block-setting Crane  
No. 8 Beam Bridge  
No. 9 Dumper Truck  
No. 10 Automatic Gantry Crane  
No. 11 Automatic Snow Loader

See price list


No. 12 4-4-0 Passenger Locomotive and Tender  
No. 13 Combine Harvester  
No. 14 Eiffel Tower  
No. 15 Showman's Traction Engine  
No. 16 Twin-cylinder Motor Cycle Engine  
No. 17 Trench Digger  
No. 18 Bottom Dump Truck  
No. 19 Road Surfacing Machine  
No. 20 Mechanical Loading Shovel

See price list




Instructions for Meccano Outfit No. 10 include Special Model Leaflets 1 to 12 in an attractive wallet


## MECCANO MOTORS




Magic  
Motor



No. 1  
Clockwork  
Motor



No. EO20 (S)  
Electric Motor



No. E20R (S)  
Electric Motor

Meccano models can be operated by hand, but the most wonderful thrill of all is to set them in motion by means of a Meccano Clockwork or Electric Motor. The great advantage of Electric Motors is that they can be run continuously for long periods. Meccano Electric Motors are all fitted with Suppressors, minimising interference with radio and TV. reception.

#### MECCANO CLOCKWORK MOTORS

The Meccano Clockwork Motors fit easily into Meccano models, and their precision-cut gears make them smooth and steady in operation.

**Meccano Magic Motor.** Non-reversible. Specially suitable for driving small models. (Complete with key) 43,903 'S' Key for Magic Motor

**Meccano No. 1 Clockwork Motor.** Suitable for driving many of the larger models. It is fitted with reversing mechanism. (Complete with key) 43,901 'B' Key for No. 1 Clockwork Motor

#### MECCANO ELECTRIC MOTORS

**Meccano No. EO20 (S) Electric Motor.** A sturdy 20-volt non-reversing motor of the enclosed type, suitable for running from alternating current mains through a 20-volt transformer.

**Meccano No. E20R (S) Electric Motor.** This powerful 20-volt motor with reversing mechanism can be run from A.C. mains through a 20-volt transformer, or from a 12-volt car battery.

**Meccano No. E15R Electric Motor.** A new 12-15 volt unit, with reversing mechanism, suitable for running from A.C. mains through a 15-volt transformer. This motor can also be run from a 12-volt car battery.

*Meccano is the key to happy boyhood*



Meccano parts  
can be bought  
separately. Ask  
your dealer for  
a Meccano  
Parts Folder



# HORNBY

## TRAINS


### Gauge 'O' Clockwork

Hornby Trains  
are  
**TESTED**  
and  
**GUARANTEED**


You'll get plenty of thrills running your own Clockwork Railway if you get HORNBY Trains. They are built for reliable service with powerful long-running locomotives, strong rails and a wide selection of rolling stock and accessories. It's fun all along the line with Hornby Trains!

#### GAUGE O 1½ in. (32 mm.)



**No. 20 GOODS TRAIN SET (right)**  
This set contains No. 20 Locomotive, No. 20 Tender, two No. 20 Wagons and Rails.  
The 1 ft. radius rails supplied with this Train Set require a space measuring 3 ft. 3 in. by 2 ft. 6 in.




**No. 30 GOODS TRAIN SET (right)**  
This set contains No. 30 Locomotive (reversing), No. 30 Tender, No. 30 Wagon, No. 30 Goods Van and Rails.  
The 1 ft. radius rails supplied with this Train Set require a space measuring 3 ft. 3 in. by 2 ft. 6 in.




**No. 45 TANK GOODS TRAIN SET (right)**  
This set contains No. 40 Tank Locomotive (reversing), one No. 50 Wagon, one No. 50 Lumber Wagon, one No. 50 Tank Wagon and 2 ft. radius rails requiring a space of 5 ft. 4 in. by 4 ft. 6 in.



**No. 21 PASSENGER TRAIN SET (left)**  
This set contains No. 20 Locomotive, No. 20 Tender, two No. 21 Coaches and Rails.  
The 1 ft. radius rails supplied with this Train Set require a space measuring 3 ft. 3 in. by 2 ft. 6 in.



**No. 31 PASSENGER TRAIN SET (left)**  
This set contains No. 30 Locomotive (reversing), No. 30 Tender, No. 31 Coach 1st/2nd, No. 31 Coach Brake/2nd and Rails.  
The 1 ft. radius rails supplied with this Train Set require a space measuring 3 ft. 3 in. by 2 ft. 6 in.




**No. 41 TANK PASSENGER TRAIN SET (left)**  
This set contains No. 40 Tank Locomotive (reversing), two No. 41 Coaches, one No. 41 Passenger Brake Van and 2 ft. radius rails requiring a space of 5 ft. 4 in. by 4 ft. 6 in.



### No. 55 GOODS TRAIN SET (right)

This set contains No. 50 Locomotive (reversible from track), No. 50 Tender, one No. 50 Low-sided Wagon, one No. 50 Wagon, one No. 50 Goods Brake Van and 2 ft. radius rails requiring a space of 5 ft. 4 in. by 4 ft. 6 in.




### No. 51 PASSENGER TRAIN SET (left)

This set contains No. 51 Locomotive (reversible from track), No. 51 Tender, two No. 51 Coaches, one No. 51 Passenger Brake Van and 2 ft. radius rails requiring a space of 5 ft. 4 in. by 4 ft. 6 in.


# HORNBY

LOCOMOTIVES

**GAUGE O**  
1½ in. (32 mm.)  
**CLOCKWORK**



No. 30 Locomotive (reversing, and fitted for automatic braking from track), and No. 30 Tender.



No. 50 Locomotive (fitted for automatic braking and reversing from track), and No. 50 Tender.



No. 20 Locomotive (non-reversing, but fitted for automatic braking from track), and No. 20 Tender.



No. 40 Tank Locomotive (reversing, and fitted for automatic braking from track).



No. 51 Locomotive (fitted for automatic braking and reversing from track), and No. 51 Tender.

# HORNBY

TRACK

Hornby Gauge O Clockwork Train Sets Nos. 20, 21, 30 and 31 contain 1 ft. radius rails, and additional Rails should be of the same radius. Although intended for 1 ft. track, Locomotives Nos. 20 and 30 will run on 2 ft. radius track. Locomotives Nos. 40, 50 and 51 **MUST** have 2 ft. radius rails: they will not run on 1 ft. radius Curves or Points.

### STRAIGHT RAILS

- B1 Straight Rail (length 10½ in.)
- B½ Straight Half Rail (length 5½ in.)
- B¼ Straight Quarter Rail (length 2¾ in.)
- BBR Straight Brake and Reverse Rail (length 10½ in.)

The BBR Rail is not suitable for Locomotive No. 20

### CURVED RAILS

- A1 Curved Rail (1 ft. radius)
- A1½ Curved Half Rail (1 ft. radius)
- A2 Curved Rail (2 ft. radius)
- A2½ Curved Half Rail (2 ft. radius)
- RCP Rail Connecting Plates


1 ft. radius Curves, Points and Crossings cannot be used in the same layout with those of 2 ft. radius

### CROSSINGS

- CA1 Acute-angle Crossing (for 1 ft. radius track)
- CA2 Acute-angle Crossing (for 2 ft. radius track)
- CR1 Right-angle Crossing (for 1 ft. radius track)
- CR2 Right-angle Crossing (for 2 ft. radius track)

### POINTS

- PR1 Right-hand Points (1 ft. radius)
- PL1 Left-hand Points (1 ft. radius)
- PR2 Right-hand Points (2 ft. radius)
- PL2 Left-hand Points (2 ft. radius)
- PCC Points Connecting Clip



BBR




A1




B½




# HORNBY ACCESSORIES



42,320  
No. 1 Level Crossing  
Roadway length 9 3/4 in.



42,390  
No. 2 Turntable  
Diameter 13 3/8 in.



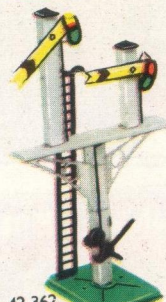
42,300  
No. 1 Buffer Stop  
Length 3 1/4 in.



42,360  
No. 2 Signal  
Single Arm  
'Home'  
or 'Distant'  
Height 7 3/4 in.




42,361  
No. 2 Signal  
Double Arm  
Height 8 3/4 in.



42,362  
No. 2 Signal  
Junction ('Home'  
or 'Distant')  
Height 9 3/4 in.



42,330  
Platform Crane  
Height 6 3/8 in.



42,400  
No. 1 Water Tank  
Height 7 in.



50,973  
Goods Yard Crane  
(Dinky Supertoys No. 973)  
Height 8 in.



42,381  
Station Hoarding  
Length 3 3/8 in.

42,350  
Packet of Posters (12)

## HORNBY O GAUGE SUNDRIES


- 43,910 Wheels and Axles for Hornby rolling stock (two wheels, one axle)
- 43,903 S Key for No. 20 Locomotive
- 43,902 H Key for Nos. 30, 40, 50 and 51 Locomotives
- 43,930 Head Lamp for Locomotives

- 43,931 Tail Lamp for Locomotives, or Goods or Passenger Brake Vans
- 43,932 Side Lamp for Goods Brake Van
- 43,916 No. 1 Furniture Container
- 43,917 No. 1 Insulated Meat Container
- 43,915 No. 1 Cable Drum
- 43,949 Milk Can

FOR Nos. 30 and 31 TRAIN SETS  
(May also be used with Nos. 20 and 21 rolling stock.)




42,239  
No. 30 Wagon  
Length 4 1/2 in.




42,159  
No. 30 Goods Van  
Length 4 1/2 in.



42,119  
No. 31 Coach, Brake/2nd  
Length 5 1/2 in.




42,118  
No. 31 Coach, 1st/2nd  
Length 5 1/2 in.



42,153  
No. 50 Low-sided Wagon with  
Insulated Meat Container  
Length 7 in.



42,141  
No. 50 Low-sided Wagon  
Length 7 in.



42,152  
No. 50 Low-sided Wagon with  
Furniture Container. Length 7 in.



42,223  
No. 50 'SAXA' Salt Wagon  
(opening door in roof)  
Length 7 in.




42,117  
No. 21 Coach  
Length 4 1/2 in.

Vehicles  
Nos. 41, 50  
and 51 have  
automatic  
couplings

The overall dimensions given are measured over the couplings






42,186  
No. 50 Lumber Wagon  
Length 7 in.




42,226  
No. 50 Side Tipping Wagon  
Length 7 in.




42,136  
No. 50 Crane Truck  
Length 7 in.


The Nos. 41, 50 and 51 vehicles illustrated in this section are fitted with automatic couplings and are not designed for use with components of Nos. 20, 21, 30 and 31 Train Sets.




42,156  
No. 50 Gas Cylinder Wagon  
Length 7 in.




42,216  
No. 50 Refrigerator Van  
(opening doors). Length 7 in.




42,181  
No. 50 Hopper Wagon  
Length 7 in.



42,106  
No. 50 Cattle Truck  
Length 7 in.



42,161  
No. 50 Goods Van  
(opening doors)  
Length 7 in.



42,241  
No. 50 Wagon  
Length 7 in.




42,171  
No. 50 Goods Brake Van  
Length 7 in.




42,146  
No. 50 Low-sided Wagon  
with Cable Drum  
Length 7 in.



42,208  
No. 50 Tank Wagon  
'MANCHESTER OIL REFINERY'  
Length 7 in.



42,207  
No. 50 Tank Wagon  
'SHELL LUBRICATING OIL'  
Length 7 in.



42,221  
No. 50 Rotary Tipping Wagon  
Length 7 in.



42,201  
No. 41 Passenger Brake Van  
Length 7 1/2 in.



42,122  
No. 51 Coach 1st Class  
Length 7 1/2 in.  
42,123 No. 51 Coach 2nd Class  
Length 7 1/2 in. (not illustrated)



42,202  
No. 51 Passenger Brake Van  
Length 7 1/2 in.




42,121  
No. 41 Coach 1st/2nd  
Length 7 1/2 in.


**FOR Nos. 20 and 21 TRAIN SETS**  
(May also be used with Nos. 30 and 31 rolling stock)




42,224  
No. 20 Side Tipping Wagon  
Length 4 1/2 in.




42,219  
No. 20 Rotary Tipping Wagon  
Length 4 1/2 in.



42,134  
No. 20 Crane Truck  
Length 4 1/2 in.



42,238  
No. 20 Wagon  
Length 4 1/2 in.



42,206  
No. 20 Tank Wagon  
Length 4 1/2 in.

Dimensions of Rolling Stock are measured over the couplings



# DINKY BUILDER

*For Boys and Girls*

Here's the simplest of all constructional toys — DINKY BUILDER. Specially designed for young children who love to make — and pull to pieces — their own toys. Houses, furniture, wheel toys and scores of other models can be built quite easily with the brightly coloured hinged metal plates held together by steel rods.




Dinky Builder  
(Outfit No. 1)



Handcart  
(Outfit No. 1)

**DINKY BUILDER OUTFIT No. 1**  
This excellent Outfit contains a varied selection of parts, including road wheels, with which numerous simple strong models can be built. The instruction booklet illustrates many examples. The appeal of Dinky Builder is its satisfying simplicity.


**DINKY BUILDER OUTFIT No. 1A**  
Converts Outfit No. 1 into Outfit No. 2



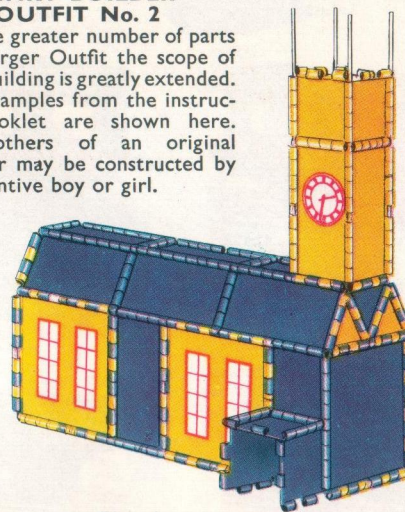
Ambulance  
(Outfit No. 2)

## DINKY BUILDER OUTFIT No. 2


With the greater number of parts in this larger Outfit the scope of model building is greatly extended. Some examples from the instruction booklet are shown here. Many others of an original character may be constructed by the inventive boy or girl.



Dinky Builder  
(Outfit No. 2)



Church  
(Outfit No. 2)



Cottage  
(Outfit No. 2)



# DINKY TOYS

Regd. Trade Mark

Fascinating modelled miniatures. Die-cast in solid metal. Unsurpassed for realism. Richly coloured . . . accurately detailed . . . sturdy construction. Extensive range of models, and new introductions every month.

- No.
- 101 Sunbeam Alpine Sports (touring finish)
  - 102 M.G. Midget Sports " "
  - 103 Austin-Healey 100 Sports " "
  - 104 Aston Martin DB3S " "
  - 105 Triumph TR2 Sports " "
  - 106 Austin Atlantic Convertible
  - 107 Sunbeam Alpine Sports (racing finish)
  - 109 Austin-Healey 100 Sports " "
  - 110 Aston Martin DB3S " "
  - 111 Triumph TR2 Sports " "
  - 131 Cadillac Eldorado Tourer
  - 132 Packard Convertible
  - 133 Cunningham C-5R Road Racer
  - 149 Gift Set, Sports Cars (5 models) (Racing finish)
  - 151 Triumph 1800 Saloon
  - 152 Austin Devon Saloon
  - 153 Standard Vanguard Saloon
  - 154 Hillman Minx Saloon
  - 156 Rover 75 Saloon
  - 157 Jaguar XK120 Coupé
  - 158 Riley Saloon
  - 159 Morris Oxford Saloon
  - 160 Austin A30 Saloon
  - 161 Austin Somerset Saloon
  - 162 Ford Zephyr Saloon
  - 163 Bristol 450 Sports Coupé
  - 164 Vauxhall Cresta Saloon
  - 166 Sunbeam Rapier Saloon (with windows)
  - 170 Ford Fordor Sedan
  - 171 Hudson Commodore Sedan
  - 172 Studebaker Land Cruiser
  - 173 Nash Rambler (with windows)
  - 174 Hudson Hornet (with windows)
  - 175 Hillman Minx Saloon (with windows)
  - 176 Austin A105 Saloon (with windows)
  - 179 Studebaker President Saloon (with windows)
  - 180 Packard Clipper Saloon (with windows)
  - 181 Volkswagen

- No.
- 182 Porsche 356A Coupé (with windows)
  - 183 Fiat '600' Saloon
  - 190 Caravan
  - 230 Talbot-Lago Racing Car
  - 231 Maserati Racing Car
  - 232 Alfa Romeo Racing Car
  - 233 Cooper-Bristol Racing Car
  - 234 Ferrari Racing Car
  - 235 H.V.M. Racing Car
  - 236 Connaught Racing Car
  - 237 Mercedes Benz Racing Car
  - 238 Jaguar Type D Racing Car
  - 239 Vanwall Racing Car
  - 249 Gift Set, Racing Cars (5 models)
  - 250 Streamlined Fire Engine
  - 251 Aveling-Barford Diesel Roller
  - 252 Refuse Wagon, Bedford chassis
  - 253 Daimler Ambulance
  - 254 Austin Taxi
  - 255 Mersey Tunnel Police Van
  - 260 Royal Mail Van
  - 261 Telephone Service Van
  - 280 Observation Coach
  - 281 Luxury Coach
  - 282 Dupre Roadmaster Coach
  - 283 B.O.A.C. Coach
  - 290 Double Deck Bus
  - 299 Gift Set, Post Office Services
  - 300 Massey-Harris Tractor
  - 301 Field-Marshall Tractor
  - 310 Farm Tractor and Hayrake
  - 320 Halesowen Harvest Trailer
  - 321 Massey-Harris Manure Spreader
  - 322 Disc Harrow
  - 323 Triple Gang Mower
  - 324 Hayrake
  - 340 Land-Rover
  - 341 Land-Rover Trailer
  - 342 Motocart
  - 343 Farm Produce Wagon
  - 344 Estate Car
  - 381 Garden Roller
  - 382 Wheelbarrow


- No.
- 383 4-wheel Hand Truck
  - 384 Grass Cutter
  - 385 Sack Truck
  - 386 Lawn Mower
  - 400 B.E.V. Electric Truck
  - 401 Coventry Climax Fork Lift Truck
  - 405 Universal Jeep
  - 408 Big Bedford Lorry
  - 409 Bedford Articulated Lorry
  - 410 Bedford End Tipper
  - 411 Bedford Truck
  - 412 Austin Wagon
  - 413 Austin Covered Wagon
  - 414 Rear Tipping Wagon
  - 415 Mechanical Horse and Open Wagon
  - 417 Leyland Comet Lorry
  - 418 Comet Wagon with hinged tailboard
  - 419 Leyland Cement Wagon
  - 420 Leyland Forward Control Lorry
  - 421 Hindle-Smart Electric Articulated Lorry
  - 422 Fordson Thames Flat Truck
  - 428 Trailer, large
  - 429 Trailer
  - 430 Breakdown Lorry, Commer chassis
  - 431 Guy Warrior 4-ton Lorry
  - 432 Guy Warrior Flat Truck
  - 433 Guy Flat Truck with tailboard
  - 440 Tanker 'MOBILGAS'
  - 441 Tanker 'CASTROL'
  - 443 Tanker 'NATIONAL BENZOLE'
  - 454 Trojan 15-cwt. Van 'CYDRAX'
  - 455 Trojan 15-cwt. Van 'BROOKE BOND TEA'
  - 465 Morris Commercial Van 'CAPSTAN'
  - 471 Austin Van 'NESTLES'
  - 472 Austin Van 'RALEIGH CYCLES'
  - 482 Bedford 10-cwt. Van 'DINKY TOYS'
  - 490 Electric Dairy Van 'EXPRESS DAIRY'
  - 603 Army Personnel — Private, seated
  - 621 3-ton Army Wagon
  - 623 Army Covered Wagon
  - 626 Military Ambulance

- No.
- 641 Army 1-ton Cargo Truck
  - 643 Army Water Tanker
  - 670 Armoured Car
  - 673 Scout Car
  - 674 Austin Champ Army Vehicle
  - 676 Armoured Personnel Carrier
  - 677 Armoured Command Vehicle
  - 686 25-pounder Field Gun
  - 687 Trailer for 25-pounder Field Gun
  - 688 Field Artillery Tractor
  - 692 5.5 Medium Gun
  - 693 7.2 in. Howitzer
  - 697 25-pounder Field Gun Set
  - 699 Gift Set, Military Vehicles (1) (4 models)
  - 704 Avro York Airliner
  - 708 Vickers Viking Airliner
  - 708 Vickers Viscount 800 Airliner 'B.E.A.'
  - 715 Bristol 173 Helicopter
  - 716 Westland-Sikorsky Helicopter
  - 732 Meteor Twin Jet Fighter
  - 733 Shooting Star Jet Fighter
  - 734 Supermarine Swift Fighter
  - 735 Gloster Javelin Delta Wing Fighter
  - 736 Hawker Hunter Fighter
  - 750 Telephone Call Box
  - 751 Police Hut
  - 771 International Road Signs (Set of 12)
  - 773 Traffic Signal, 4-Face
  - 777 Beacon
  - 781 Petrol Pump Station 'ESSO'
  - 798 Express Passenger Train

## TYRES

Spare tyres for Dinky Toys and Dinky Supertoys can be bought separately.

- 6676 (094) Tyre  $\frac{1}{2}$  in. diam.
- 6677 (095) Tyre  $\frac{1}{2}$  in. diam. (engraved)
- 14094 (092) Tyre  $\frac{3}{8}$  in. diam. (engraved)
- 14095 (092) Tyre  $\frac{3}{8}$  in. diam. white (engraved)
- 10253 (099) Tyre  $\frac{1}{2}$  in. diam. (engraved)
- 13978 (093) Tyre  $1\frac{1}{8}$  in. diam. (engraved)




715 Bristol 173 Helicopter  
Length overall 5 in.



239 Vanwall Racing Car  
Length  $3\frac{1}{2}$  in.



176 Austin A105 Saloon (with windows)  
Length 4 in.



183 Fiat '600' Saloon  
Length  $2\frac{1}{2}$  in.




482 Bedford 10-cwt. Van 'DINKY TOYS'  
Length  $3\frac{1}{2}$  in.



301 Field-Marshall Tractor  
Length 3 in.



283 B.O.A.C. Coach  
Length  $4\frac{1}{2}$  in.



410 Bedford End Tipper  
Length  $3\frac{1}{2}$  in.



643 Army Water Tanker  
Length  $3\frac{1}{2}$  in.



# DINKY SUPERTOYS

Regd. Trade Mark


Dinky Supertoys are the 'big brothers' of Dinky Toys, being produced in the same superlative quality.

No.

- 622 10-ton Army Truck
- 642 Pressure Refueller
- 651 Centurion Tank
- 660 Tank Transporter
- 661 Recovery Tractor
- 689 Medium Artillery Tractor
- 698 Gift Set, Tank Transporter with Tank
- 902 Foden Flat Truck
- 903 Foden Flat Truck with tailboard
- 905 Foden Flat Truck with chains
- 918 Guy Van 'EVER-READY'
- 919 Guy Van 'GOLDEN SHRED'
- 923 Big Bedford Van 'HEINZ'
- 934 Leyland Octopus Wagon
- 943 Leyland Octopus Tanker 'ESSO'
- 955 Fire Engine with Extending Ladder
- 956 Turntable Fire Escape

No.

- 961 Blaw Knox Bulldozer
- 962 Muir-Hill Dumper Truck
- 963 Blaw Knox Heavy Tractor
- 964 Elevator Loader
- 965 Euclid Rear Dump Truck
- 971 Coles Mobile Crane
- 972 Coles 20-ton Lorry-mounted Crane
- 973 Goods Yard Crane
- 981 Horse Box
- 982 Pullmore Car Transporter, with ramp
- 983 Car Carrier and Trailer
- 984 Car Carrier
- 985 Trailer for Car Carrier
- 986 Mighty Antar Low Loader
- 990 Gift Set, Pullmore Car Transporter with four Cars
- 991 A.E.C. Tanker
- 999 D.H. Comet Airliner



956  
Turntable Fire Escape. Ladder can be extended and elevated to any angle  
Length 7½ in.



689  
Medium Artillery Tractor  
Length 5½ in.



983 Car Carrier and Trailer. Length 18½ in.

This realistic model has hand-operated mechanism for loading the upper decks with Dinky Toys Cars

## Read the MECCANO MAGAZINE every month

Read the Meccano Magazine every month for the latest news of Meccano model-building, Hornby and Hornby-Dublo train running and Dinky Toys. Each issue contains attractive articles, for readers of all ages, on engineering, railways, aircraft, stamps, etc. You can obtain the Meccano Magazine from your Meccano dealer or newsagent, 1/3 monthly.

For those who prefer to have each issue sent direct by post, the subscription rate in the U.K. is 18/- for twelve months or 9/- for six months.



All goods listed in this catalogue are made in England by Meccano Ltd, Binns Road, Liverpool 13