


SEPTEMBER 1952

MECCANO

*Toys of
Quality*

PRICES INCLUDE
PURCHASE TAX

U.K.




MECCANO

HUNDREDS OF WORKING MODELS

Building a model that really works is the greatest fun in the world. With Meccano any boy can build one working model after another, taking each to pieces and using the same parts to build something entirely different. No ready-made toy can give such pleasure. Each Meccano Outfit can be converted into the one next larger by the addition of the appropriate Accessory Outfit.



Meccano
Outfit
No. 1



Model of a Heavy Goods
Lorry built with Meccano
Outfit No. 5

MECCANO COMPLETE OUTFITS

No. 0each	9/-	No. 6each	72/3
" 1 "	14/3	" 7 "	106/4
" 2 "	19/6	" 8 "	182/3
" 3 "	27/11	" 9 "	280/10
" 4 "	40/7	" 10 "	751/5
" 5 "	57/-			

Meccano
Outfit
No. 4



MECCANO

BOYHOOD'S BEST DAYS - BUILDING WITH MECCANO



Meccano
Accessory Outfit
No. 1a

MECCANO ACCESSORY OUTFITS

No. 0a converts No. 0 into No. 1	5/3
No. 1a	"	" 1 " 2	6/6
No. 2a	"	" 2 " 3	11/6
No. 3a	"	" 3 " 4	15/2
No. 4a	"	" 4 " 5	20/6
No. 5a	"	" 5 " 6	15/2
No. 6a	"	" 6 " 7	34/1
No. 7a	"	" 7 " 8	75/11
No. 8a	"	" 8 " 9	79/8
No. 9a	"	" 9 " 10	394/11



Meccano
Accessory Outfit
No. 3a

BOOKS OF INSTRUCTIONS (Tax Free)

No.	Meccano	-/9	No.	Meccano	-/9
0	Meccano	-/9	0a	Meccano	-/9
1	"	1/-	1a	"	1/-
2	"	1/3	2a	"	1/3
3	"	1/6	3a	"	1/6
4	"	2/-	4a	"	2/-
5	"	2/3	5a	"	2/3
6	"	3/-	6a	"	2/3
7/8	"	5/6	Gears 'A'	"	1/-
9	"	9/-			
10	"	10/-			

Ask your dealer for details of the Meccano
International Model-Building Competition.
Over £1000 in cash prizes.

MECCANO

Meccano Gears Outfit 'A'. Gears Outfits are scarce because of metal restrictions, but your dealer may still have stock 11/9

MECCANO MOTORS AND TRANSFORMERS

Clockwork Magic Motor. This non-reversing motor is specially intended for driving small models 7/2

Clockwork Motor No. 1. A strongly built long-running motor fitted with reversing motion 17/4

No. E020 Electric Motor 20-volt. A sturdy non-reversing power unit of the all-enclosed type 22/4

No. E20R Electric Motor 20-volt. A powerful motor fitted with reversing motion 33/6

No. T20M Transformer. 210/250 volt. A.C.; other voltages to special order. (Output 20 VA at 20 volts) for use with E020 and E20R Electric Motors. 47/1


No. T20 Transformer 225/250 volt. A.C.; Similar to T20M Transformer, but is fitted with speed regulator 52/1

Fuse Wire (tax free) card -/6




Meccano
Gears
Outfit 'A'


Meccano Parts can be bought separately. Ask your Dealer for an illustrated price list.




Clockwork Magic Motor



No. 1 Clockwork Motor



E020 Electric Motor




E20R Electric Motor

DINKY BUILDER

THE SIMPLE BUILDING TOY

Simplicity is the keynote of this fascinating building system. With Dinky Builder hinged plates and rods, the younger children can build all kinds of models with the greatest ease—Lorries, Furniture, Buildings, Wheel Toys, Windmills and scores of others. The parts are enamelled in blue and yellow and can be used over and over again. Nuts and bolts are not used in this system. A Dinky Builder Outfit No. 1 can be converted into a Dinky Builder Outfit No. 2 by the addition of an Accessory Outfit No. 1a.

Dinky Builder Outfit No. 1	12/1
Dinky Builder Outfit No. 2	22/11
Dinky Builder Accessory Outfit No. 1a			12/1



One of the many fine models that can be built with the Dinky Builder Outfit No. 1.

Dinky Builder Outfit No. 1



DINKY BUILDER PARTS

Part No.		
501	Large square (yellow or blue)	-/51
502	Large square with windows (yellow)	-/71
506	Small square (yellow or blue)	-/31
511	Oblong (yellow or blue)	-/31
512	Oblong with door and window (yellow)	-/51
516	Large triangle (yellow)	-/51
521	Small triangle (yellow or blue)	-/31
526	Wheel	-/71
536	Split Rod, 1"	-/2
539	Split Rod, 2 1/4"	-/2
542	Split Rod, 3 1/2"	-/2
545	Split Rod, 4 7/8"	-/2
551	Hank of Cord	-/2
553	Dismantling Tool	-/31
	Book of Instructions (tax free)....	-/9

GAUGE O - 1½ in.

HORNBY TRAINS

CLOCKWORK

Running a Hornby Railway is great fun! Every minute spent playing with Hornby Trains is full of thrills for boys. Hornby Trains are tested and guaranteed. Each set is complete with rails and attractively boxed.



HORNBY MO GOODS TRAIN SET—Locomotive (non-reversing) and Tender, two Wagons and Rails requiring a space 2ft. 10in. by 2ft. **25/1**

HORNBY MO PASSENGER TRAIN SET—Locomotive (non-reversing) and Tender, two Pullman Coaches and Rails requiring a space 2ft. 10in. by 2ft. **25/1**

MO Train Sets have 9in. radius curved rails. These cannot be used in the same layout with 1ft. or 2ft. radius curves.

HORNBY MI GOODS TRAIN SET—Locomotive (reversing) and Tender, two Goods Wagons and 1ft. radius Rails requiring a space 3ft. 3in. by 2ft. 6in. **38/2**

HORNBY MI PASSENGER TRAIN SET—Locomotive (reversing) and Tender, two Pullman Coaches and 1ft. radius Rails requiring a space 3ft. 3in. by 2ft. 6in. **38/2**



HORNBY No. 101 TANK PASSENGER TRAIN SET (illustrated above)

Tank Locomotive (reversing), 2ft. radius rails requiring a space 5ft. 4in. x 4ft. 6in. **59/6**


HORNBY No. 201 TANK GOODS TRAIN SET

Tank Locomotive (reversing), one No. 1 Wagon, one Timber Wagon, one No. 1 Petrol Tank Wagon and 2ft. radius Rails requiring a space 5ft. 4in. x 4ft. 6in. **54/7**

GAUGE O - 1 1/4 in.

HORNBY TRAINS

CLOCKWORK




HORNBY No. 601 GOODS TRAIN SET (illustrated above)

Locomotive (reversible from track) 2ft. radius Rails requiring a space 5ft. 4in. x 4ft. 6in. 74/5

HORNBY No. 501 PASSENGER TRAIN SET

Locomotive (reversible from track), and Tender, three Coaches and 2ft. radius Rails requiring a space 5ft. 4in. x 4ft. 6in. 74/5

HORNBY ROLLING STOCK



Crane Truck
No. 1



Flat Truck
(with drum)


Cattle Truck No. 1	6/6	Lumber Wagon No. 1	4/-
Cement Wagon	5/3	Milk Traffic Van No. 1	7/9
Coach No. 1	5/11	Passenger Brake Van	5/11
Crane Truck No. 1	8/1	Petrol Tank Wagon No. 1	5/-
Flat Truck	4/4	Refrigerator Van No. 1	6/6
Flat Truck (with drum)	5/11	Rotary Tipping Wagon No. 1	5/3
Flat Truck (with container)	6/10	Side Tipping Wagon No. 1	5/3
Gas Cylinder Wagon	4/4	Timber Wagon No. 1	3/5
Goods Van No. 1	6/6	Wagon No. 1	3/5
Goods Brake Van	7/9	Wagon with sheet rail	3/9
Hopper Wagon	7/2		

The Hornby vehicles listed above have automatic couplings (Patent No. 605283) and are not designed for use with MO and MI Sets


HORNBY MO ROLLING STOCK

MO Wagon	2/2	MO Petrol Tank Wagon	2/4
MO Coach	2/6	MO Rotary Tipping Wagon	2/9
MO Crane Truck	2/9	MO Side Tipping Wagon	2/6

MO Rolling Stock is suitable only for use with other MO components




Milk Traffic Van
No. 1




Rotary
Tipping Wagon

The "Meccano Magazine" contains articles and hints on running Hornby Railways


GAUGE O - 1½ in.



Turntable No. 2



Platform
Crane



Level Crossing No. 1

HORNBY TRAINS

HORNBY LOCOMOTIVES

MO	Locomotive (non-reversing)	12/1
MI	Locomotive (reversing)	21/5
101	Tank Locomotive (reversing)	30/8
501	Locomotive (reversible from track)	40/11

HORNBY TENDERS

MO	Tender	2/2
MI	Tender	2/6
501	Tender	4/4

HORNBY ACCESSORIES


Buffer Stop No. 1	3/1
Footbridge No. 1	9/10
Level Crossing No. 1	8/1
Platform Crane	7/9
Platform, Goods No. 1	12/1
Platform, Island	13/11
Signal, Single Arm No. 2	5/10
Signal, Double Arm No. 2	7/2
Signal Cabin No. 2	7/5
Station No. 3	16/1
Station Hoarding	1/4
Turntable No. 2	11/2
Water Tank No. 1	6/10
Posterspkt. of doz. -/7

SUNDRIES


Wheels and Axles for Hornby Rolling	-/3
Stock (2 wheels, 1 axle)	-/8
S Key (MO Loco, Magic Motor)	1/-
H „ (MI, 101/201, 501/601 Locomotives)	1/-
B „ (No. 1 Clockwork Motor)	-/2
Head Lamp for Locomotive	-/2
Tail Lamp for Locomotive	-/2
Side Lamp for Goods Brake Van	-/2

Miniature figures for gauge 'O' railways are listed on page 14

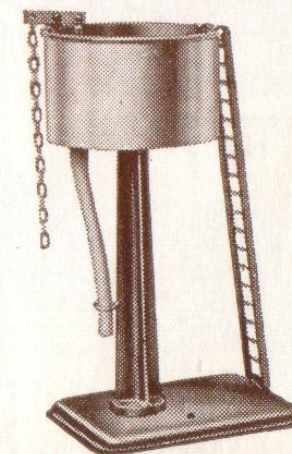
CLOCKWORK



Signal Cabin No. 2



Buffer Stop No. 1




Water Tank No. 1

GAUGE O - 1½ in.

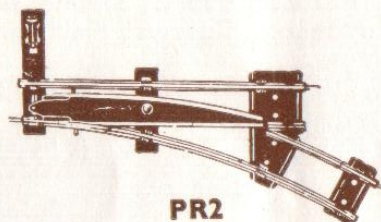
HORNBY TRAINS

CLOCKWORK



Layout O.24
using Hornby Gauge O Track

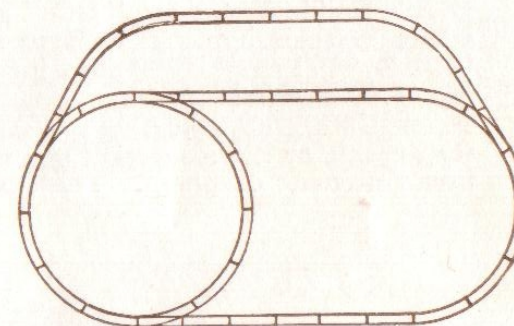
2ft. RADIUS (illust.)			1ft. RADIUS		
16	A2	6	A1
10	B1	2	B½
2	B½	2	B¼
2	B¼	2	PR1
2	PR2	2	PL1
2	PL2	1	CA1
1	CA2			



PR2



CA2



Layout O.12
using Hornby Gauge O Track

2ft. RADIUS (illust.)			1ft. RADIUS		
18	A2	7	A1
16	B1	6	B1
2	PR2	2	PR1
2	PL2	2	PL1

HORNBY GAUGE 'O' TRACK

STRAIGHT RAILS				Each
BM	Straight Rail (MO Trains)	-/10½
B1	Straight Rail	1/-
B½	Straight Half Rail	-/10
B¼	Straight Quarter Rail	-/9
BBR	Straight Brake and Reverse Rail	1/3
BBM	Straight Brake Rail (MO Trains)	-/11

CURVED RAILS				Each
M9	Curved Rail (MO Trains, 9" radius)	-/10½
A1	Curved Rail (1ft. radius)	1/-
A1½	Curved Half Rail (1ft. radius)	-/10
A2	Curved Rail (2ft. radius)	1/-
A2½	Curved Half Rail (2ft. radius)	-/10
RCP	Rail Connecting Plates (packet of 6)	-/7
MCC	Rail Connecting Clips (packet of 6)	-/4

POINTS				Each
PR1	Right-hand Points (1ft. radius)	5/3
PL1	Left-hand Points (1ft. radius)	5/3
PR2	Right-hand Points (2ft. radius)	5/3
PL2	Left-hand Points (2ft. radius)	5/3
PCC	Points Connecting Clip (packet of 2)	-/7

CROSSINGS				Each
CA1	Acute-angle Crossing (for 1ft. radius track)	5/3
CA2	Acute-angle Crossing (for 2ft. radius track)	4/-
CR1	Right-angle Crossing (for 1ft. radius track)	5/7
CR2	Right-angle Crossing (for 2ft. radius track)	4/4

1ft. radius Curves, Points and Crossings cannot be used in the same layout with those of 2ft. radius


GAUGE OO - $\frac{1}{16}$ in. **HORNBY-DUBLO TRAINS** 12-VOLT ELECTRIC

A COMPLETE RAILWAY ON THE TABLE

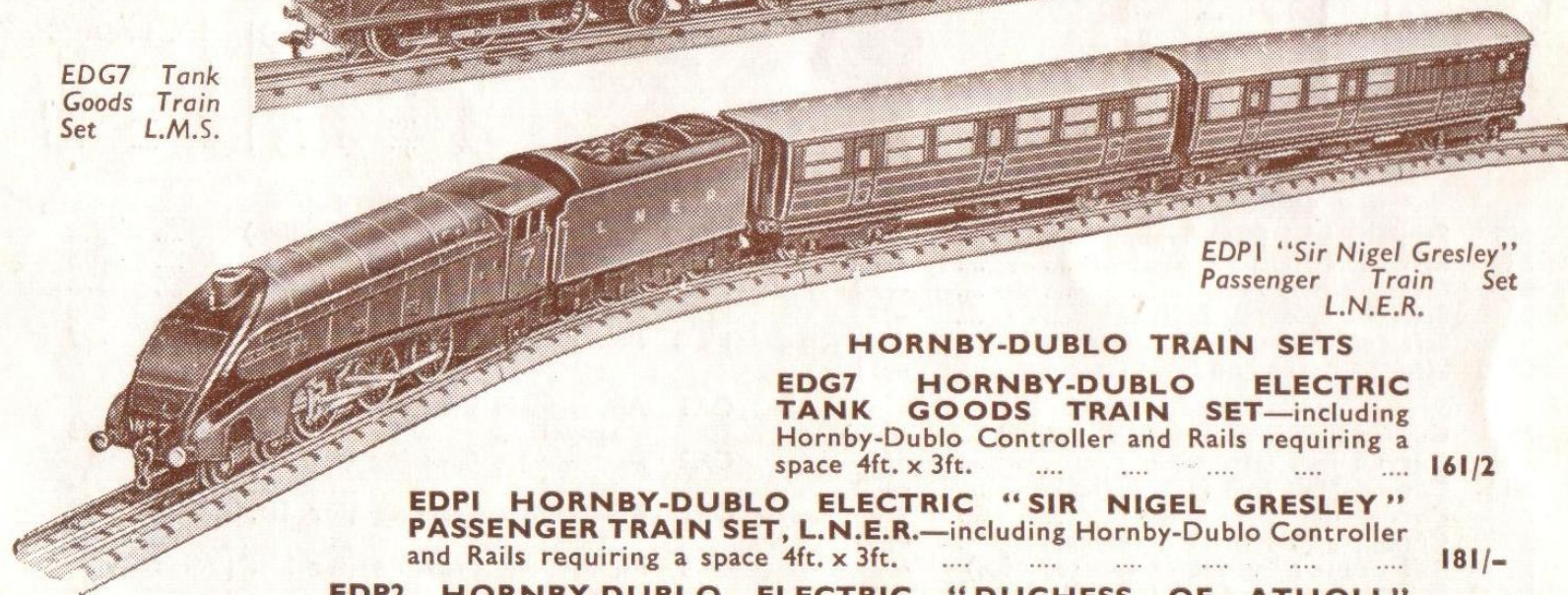
Hornby-Dublo Trains are "OO" gauge, and a complete model railway can be set up on any large table. Ideal where space is limited. Built to scale. Realistic detail. Simple and safe. Hornby-Dublo Trains are 12-volt Electric and power is obtained from **Alternating Current** mains through a Hornby-Dublo Transformer and a Hornby-Dublo Controller.

Starting, stopping, reversing and speed regulation of Hornby-Dublo Electric Locomotives are all carried out from the lineside by the movement of a single lever on the Controller. All Hornby-Dublo Coaches, Vans and Wagons have automatic couplings. **Transformers are NOT included in the sets.**

EDG7 Tank
Goods Train
Set L.M.S.



EDP1 "Sir Nigel Gresley"
Passenger Train Set
L.N.E.R.



HORNBY-DUBLO TRAIN SETS

EDG7 HORNBY-DUBLO ELECTRIC TANK GOODS TRAIN SET—including Hornby-Dublo Controller and Rails requiring a space 4ft. x 3ft. 161/2

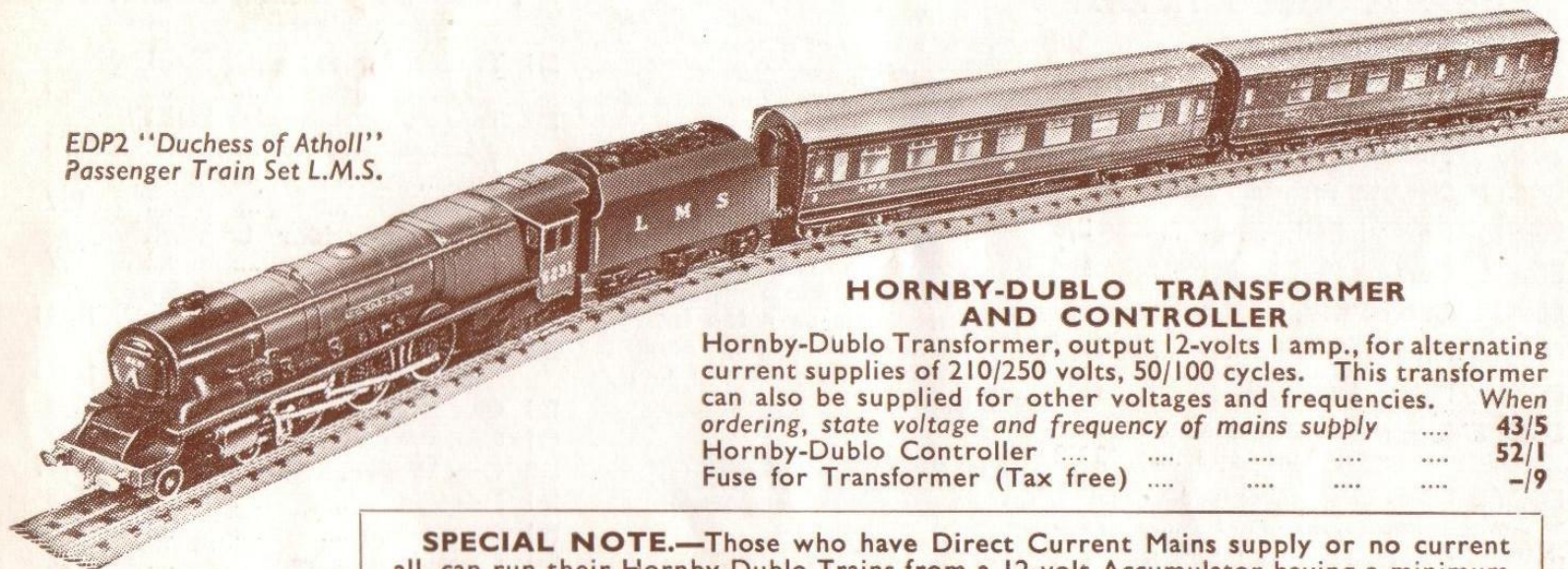
EDP1 HORNBY-DUBLO ELECTRIC "SIR NIGEL GRESLEY" PASSENGER TRAIN SET, L.N.E.R.—including Hornby-Dublo Controller and Rails requiring a space 4ft. x 3ft. 181/-

EDP2 HORNBY-DUBLO ELECTRIC "DUCHESS OF ATHOLL" PASSENGER TRAIN SET, L.M.S.—including Hornby-Dublo Controller and Rails requiring a space 4ft. x 3ft. 195/4

GAUGE OO - $\frac{1}{16}$ in.

HORNBY-DUBLO TRAINS 12-VOLT ELECTRIC

EDP2 "Duchess of Atholl"
Passenger Train Set L.M.S.



HORNBY-DUBLO TRANSFORMER AND CONTROLLER

Hornby-Dublo Transformer, output 12-volts 1 amp., for alternating current supplies of 210/250 volts, 50/100 cycles. This transformer can also be supplied for other voltages and frequencies. When ordering, state voltage and frequency of mains supply 43/5
Hornby-Dublo Controller 52/1
Fuse for Transformer (Tax free) -/9


SPECIAL NOTE.—Those who have Direct Current Mains supply or no current at all, can run their Hornby-Dublo Trains from a 12-volt Accumulator having a minimum capacity of 20 ampere hours. When using an Accumulator a Transformer is not required.

HORNBY-DUBLO LOCOMOTIVES

EDL1	Hornby-Dublo Streamlined Locomotive "Sir Nigel Gresley," without Tender	68/2
EDL2	Hornby-Dublo Locomotive "Duchess of Atholl," without Tender	70/8
EDL7	Hornby-Dublo Tank Locomotive	57/-



Hornby-Dublo Transformer



EDL2 Locomotive "Duchess of Atholl"



Hornby-Dublo Controller


Read the "M.M." for helps to better running on your Hornby-Dublo Railway

GAUGE OO - $\frac{5}{8}$ in.**HORNBY-DUBLO TRAINS**

12-VOLT ELECTRIC

HORNBY-DUBLO TRACK

EDBI	Straight Rail, 11 $\frac{1}{2}$ in.	3/5
EDBI $\frac{1}{2}$	Straight Half Rail	2/6
EDBI $\frac{1}{4}$	Straight Quarter Rail	2/1
EDBS	Straight Short Rail	1/10
EDBT1	Straight Terminal Rail	6/6
EDA1	Curved Rail	3/5
EDA1 $\frac{1}{2}$	Curved Half Rail	2/6
EDA2	Curved Rail, large radius	3/5
EDPR	Points, right-hand	10/3
EDPL	Points, left-hand	10/3
EODPR	Electrically Operated Points, right-hand	22/8
EODPL	Electrically Operated Points, left-hand	22/8
IBR	Isolating Rail and Switch	6/6
UBR	Uncoupling Rail	5/7
IT	Insulating Tabs.... doz.	-/6
DI	Switch (for elec. operated points and signals)	4/-
Railer	2/2
Switch Grouping Rods (long) pair	-/4
Switch Grouping Rods (short) pair	-/4

**HORNBY-DUBLO
RAILER**





The Hornby-Dublo Railer is a grooved incline that fits over the rail heads of Hornby-Dublo track. Its purpose is to guide locomotives or rolling stock on to the rails easily and quickly.

**UBR
UNCOUPLING RAIL**

This is a Straight Half Rail with a movable ramp in the centre of the track. When the ramp is raised by the operating lever, it disengages the couplings of vehicles passing over it.

**HORNBY-DUBLO ROLLING
STOCK**

D1	Tender, for use with EDL1 Locomotive	9/4
D2	Tender, for use with EDL2 Locomotive	10/6
D1	Coach, Corridor L.N.E.R. 1st./3rd	9/7
D1	Coach, Corridor L.N.E.R. Brake/3rd.	9/7
D3	Coach, Corridor L.M.S. 1st./3rd.	14/11
D3	Coach, Corridor L.M.S. Brake/3rd.	14/11
D1	Cattle Truck	5/3
D1	Coal Wagon....	5/7
D2	Coal Wagon, high sided	5/11
D1	Fish Van	5/3
D1	Goods Van	5/3
D1	Goods Brake Van	7/2
D1	High Capacity Wagon	8/8
D2	High Sided Wagon	5/-
D1	Horse Box	5/3
D1	Meat Van	5/3
D1	Oil Tank Wagon	5/7
D1	Open Wagon	4/8
D1	Petrol Tank Wagon	5/7

**Cattle Truck D1****Coal Wagon, high sided D2****Fish Van D1****Meat Van D1**

HORNBY-DUBLO ACCESSORIES

D1	Buffer Stop	2/2
D1	Footbridge	10/6
D1	Island Platform	18/7
D1	Signal Cabin	12/5
D1	Signal, Single Arm (home or distant)	2/2
ED1	Signal, Single Arm, Electrically Operated (home or distant)	9/- *
D2	Signal, Double Arm	2/9
ED2	Signal, Double Arm, Electrically Operated	13/11*
D1	Through Station	41/10
D1	Water Crane	2/9
D1	Loading Gauge	2/6
	Station Names (Pkt. of 5 pairs)	-/2 $\frac{1}{2}$
	Hornby-Dublo Spanner	-/1 $\frac{1}{2}$


*Expected to be available before the end of the year.




Signal, D1 Single Arm




Signal, D2 Double Arm



Signal Cabin D1



Footbridge D1



Loading Gauge D1




Water Crane D1


Miniature figures for gauge 00 railways are listed on page 15.



Island Platform D1




Through Station D1



Buffer Stop D1

See the "Meccano Magazine" for illustrations and descriptions of attractive Hornby-Dublo Layouts


Trade Mark **DINKY TOYS** Registered



No. 1 Station Staff, 0 Gauge



No. 12e Postman



No. 1003 Passengers, 00 Gauge


No.		
1	Station Staff, 0 Gauge (Set of 5)	4/8
2	Farmyard Animals (Set of 6)	6/6
3	Passengers, 0 Gauge (Set of 6)	5/3
4	Engineering Staff, 0 Gauge (Set of 5)	4/8
5	Train and Hotel Staff, 0 Gauge (Set of 5)	4/8
6	Shepherd Set (Set of 6)	4/4
12d	Telegraph Messenger	-/9 ¹ / ₂
12e	Postman	-/9 ¹ / ₂
13a	Cook's Man	-/10
14a	B.E.V. Electric Truck	3/1
14c	Coventry Climax Fork Lift Truck	8/1
23a	Small Open Racing Car	1/11
23e	"Speed of the Wind" Record Car	2/5
23f	Alfa Romeo Racing Car	3/1

No.		
23s	Streamlined Racing Car	2/9
25g	Trailer	2/2
25h	Streamlined Fire Engine	2/11
25m	Bedford End Tipper	5/11
25p	Aveling-Barford Diesel Roller	4/4
25r	Forward Control Lorry	2/11
25v	Refuse Wagon	7/2
25w	Bedford Truck	4/4
25x	Breakdown Lorry	6/6
25y	Universal Jeep	4/4
27a	Massey-Harris Tractor	4/8
27b	Harvest Trailer	3/11
27c	Massey-Harris Manure Spreader	4/9
27d	Land-Rover	4/8
27f	Estate Car	3/5
27g	Motocart	5/3
27h	Disc Harrow	2/9
27m	Land-Rover Trailer	2/6

No.		
29c	Double Deck Bus	4/8
29e	Single Deck Bus	3/4
29f	Observation Coach	3/11
29g	Luxury Coach	3/6
29h	Duple Roadmaster Coach	4/4
30h	Daimler Ambulance	3/5
30j	Austin Wagon	2/11
30m	Rear Tipping Wagon	3/11
30n	Farm Produce Wagon	4/8
30pa	Tanker (Castrol)	3/4
30pb	Tanker (Esso)	3/4
30r	Fordson Thames Flat Truck	2/11
30s	Austin Covered Wagon	3/6
30v	Electric Dairy Van	4/-
31a	Trojan Van 15-cwt. (Esso)	2/11
31b	Trojan Van 15-cwt. Dunlop	2/11
31c	Trojan Van 15-cwt. (Chivers)	2/11
34c	Loud Speaker Van	2/6
35a	Midget Saloon	1/2



No. 25y Universal Jeep



No. 29h Duple Roadmaster Coach



No. 31c Trojan Van 15-cwt. (Chivers)

Trade Mark **DINKY TOYS** Registered
THE FAVOURITE COLLECTING HOBBY



No. 40f Hillman Minx Saloon



No. 139b Hudson Commodore
Sedan



No. 27f Estate Car

No.		
35b	Midget Racer	1/2
35c	Midget Sports	1/2
35d	Midget Tourer	1/2
40a	Riley Saloon	2/11
40b	Triumph 1800 Saloon	2/11
40d	Austin Devon Saloon	2/11
40e	Standard Vanguard Saloon	2/11
40f	Hillman Minx Saloon	2/11
40g	Morris Oxford Saloon	2/11
40h	Austin Taxi	3/10
49	Petrol Pumps (Set of 5)	5/3
63b	Seaplane	1/10
70a	Avro York Air Liner	3/9
70b	Tempest II Fighter	-/10
70c	Viking Air Liner	2/2


No.		
70d	Twin-engined Fighter	-/9
70e	Meteor Twin Jet Fighter	-/11
70f	Shooting Star Jet Fighter	1/2
105a	Garden Roller	1/2
105b	Wheelbarrow	1/8
105c	4-wheel Hand Truck	2/6
105e	Grass Cutter	1/11
107a	Sack Truck	-/11
139a	Ford Fordor Sedan	3/1
139b	Hudson Commodore Sedan	3/9
140a	Austin Atlantic Convertible	3/11
140b	Rover 75 Saloon	3/9

No.		
1001	Station Staff, OO Gauge (Set of 6)	3/3
1003	Passengers OO Gauge (Set of 6)	3/3


DINKY TOYS TYRES

Spare tyres for Dinky Toys can be
bought separately


No. 6676	Tyre $\frac{11}{16}$ " diam.	doz. 1/-
No. 7067	" $\frac{19}{32}$ " " " " " " " " " " "	1/-
No. 10253	" $\frac{13}{16}$ " " " " " " " " " " "	1/3
No. 7383	Rubber wheel $\frac{13}{32}$ " diam.	" 1/-
No. 10118	Rubber wheel $\frac{7}{16}$ " diam.	" 1/-



No. 30h Daimler Ambulance




No. 23f Alfa Romeo Racing Car




No. 27a Massey-Harris Tractor

Trade Mark **DINKY TOYS** Registered
THE FAVOURITE COLLECTING HOBBY



No. 531 Leyland Comet Lorry



No. 512 Guy Flat Truck

No.			
501	Foden Diesel 8-wheel Wagon	9/11	
502	Foden Flat Truck	9/-	
503	Foden Flat Truck, with Tailboard	9/-	
504	Foden 14-ton Tanker	10/10	
505	Foden Flat Truck, with Chains....	11/6	
511	Guy 4-ton Lorry	6/6	
512	Guy Flat Truck	5/11	
513	Guy Flat Truck, with Tailboard	5/11	
514	Guy Van	7/9	
521	Articulated Lorry	7/5	

No.			
531	Leyland Comet Lorry	5/11	
532	Comet Wagon, with hinged Tailboard....	7/9	
551	Trailer	3/11	
561	Blaw Knox Bulldozer	15/2	
562	Dumper Truck	8/8	
563	Heavy Tractor	9/7	
571	Coles Mobile Crane	12/1	
591	A.E.C. Tanker	8/8	
751	Lawn Mower	6/10	

MECCANO LIMITED

16/852/500 C7401

BINNS ROAD

Printed in England

LIVERPOOL 13

U.K.